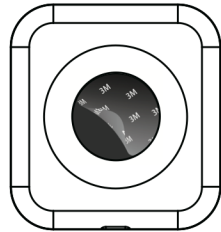





TWMD-1 Wireless Magnetic Fast Charger

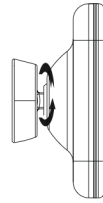
User Guide



- 1 Tear off 3M adhesive and attach to a clean shiny surface.



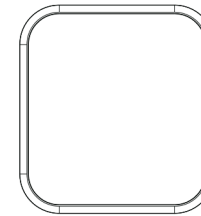
- 2 Car Use:
Insert the car USB adapter into your vehicle's 12-24v power outlet.



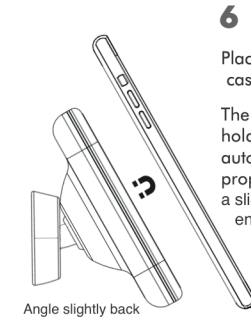
- 3 Adjust the TWMD-1 to the proper angle. The power lead must be at the bottom.



- 4 Connect the USB-C cable to TWMD-1's input port and the other end to a USB port. NOTE if you are using this as a desktop charging dock, please ensure you connect it to a Fast charging output to benefit from the Fast Charging option, otherwise the unit will provide standard wireless charging.

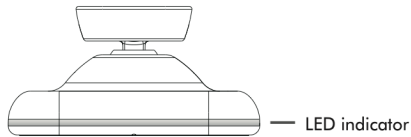


- 5 When powered, the LED indicator on the TWMD-1 should light up. Then, it is ready to charge your phone.

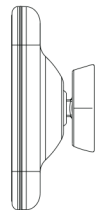


- 6 Place your iPhone with case onto the TWMD-1. The TWMD-1 will firmly hold the device and automatically align it for a proper charge. Please note a slight angle is required to ensure a good hold.

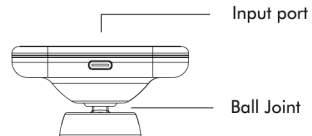
If the charger doesn't initiate charging, remove the phone and place back after 5 seconds to restart the charging circuit. Grease and debris can affect grip, please clean the charging pad and your phone case regularly with warm soapy water to ensure the grip is kept optimum.



LED indicator



3M adhesive



Input port

Ball Joint

WARRANTY

We are dedicated to making the best quality products, to back this up, this product is warranted for 1 year from date of purchase. This warranty doesn't affect any statutory rights that you may be entitled to, keep a copy of your purchase receipt as proof of purchase, Failure to register your product or provide proof of purchase may void the warranty.

WARNING

Read all instructions before using this product and warning, Improper use of this product may result in product damage, excess heat, toxic fumes, fire or explosion, for which damages you (the "buyer"), rather than the Tornado ("vender ") are responsible. Warning this product contains magnets, reduce the risk of interference with other electrical equipment, consult your doctor or vender before use if you have a heart pacemaker implantation or other electrical equipment.

SAFETY & HANDLING INSTRUCTIONS

1. **DO NOT ALLOW HEAT TO BE DIRECTED TO THE TWMD-1**

This can damage the product and docked device. When turning on the car heater, do not let heat direct out of the vent to which the TWMD-1 is attached and direct heat completely away from the TWMD-1. Direct heat to the lower vents and completely away from where the TWMD-1 charger is placed.



2. **DO NOT USE THE PRODUCT IN OFF-ROAD ACTIVITIES.**



3. Do not store the product in high-temperature environments, such as place of intense sunlight or other forms of heat. Do not place the product near fire or in excessively hot environments.
4. Do not disassemble the product or attempt to re-purpose or modify it in any manner.
5. When powered, the LED indicator on the TWMD-1 will light up. Then, it is ready to charge your phone.
6. If Purchaser intends for this product to be used by a minor, purchasing adult agrees to provide detailed instructions and warnings to any minor prior to use. Failure to do so is the sole responsibility of Purchaser, who agrees to indemnify Manufacturer for any unintended use/misuse by a minor.

7. All products have gone through a thorough quality assurance inspection. If you find that your product is excessively hot, emitting odor, deformed, abraded, or is experiencing or demonstrating abnormal function, immediately stop all product use and contact Manufacturer.

PACKAGE CONTENTS

TWMD-1 Wireless Magnetic Fast Charger
12V-24V Car USB Adapter
USB-C Cable
User Guide

SPECIFICATIONS

Wireless Charging Input	5V3A/9V2A
Wireless Charging Output	5V2A/9V1.5A
Car USB Adapter Input	12V - 24V
Car USB Adapter Output	USB1-5V2.5A USB2-5V2A / 9V1.5A
Charging Efficiency	≥ 75%

